

OAR Emergency Radiology 2017

OAR's Third Annual
CME Event for Community
Radiologists & Technologists

Saturday, June 3, 2017

Course Director: Dr. Michael Patlas

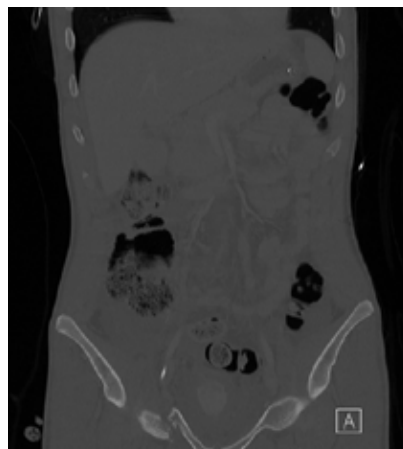
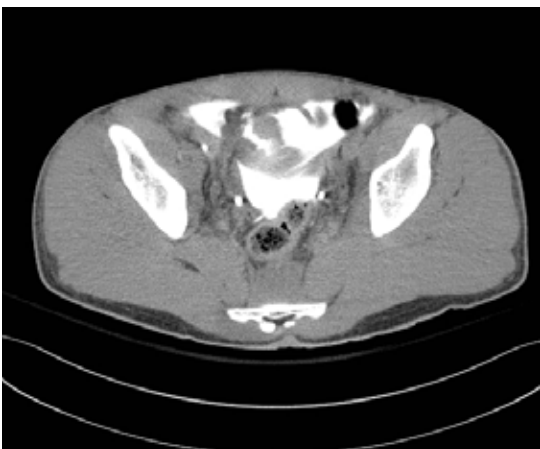
Target Audience: Radiologists, Diagnostic Imaging Residents and Fellows and Medical Radiation Technologists.



Course Objectives:

At the end of this event, participants should be able to:

- Optimise MDCT protocols in emergency and trauma imaging
- Emphasize an approach to parenchymal lung injury encountered on emergent CT
- Describe the applications and novel techniques implemented using dual energy CT in the acute setting
- Review the imaging modalities and evaluate their importance in the investigation of blunt abdominal trauma with focus on MDCT findings
- Assess new concepts in abdominal trauma
- Review and discuss non-traumatic head and neck emergencies based on the patients' symptoms using a case-based approach
- Discuss the use of different cross-sectional imaging modalities for detection of non-traumatic emergencies
 - » The CanMeds roles being addressed in the course are Medical Expert and Scholar



Note: Each lecture (except for the 4 Interactive Case-Study Workshops) contains 5 minutes of interactive Q&A using an ARS (audience response system).

07:00 - 07:30	Registration and Hot Breakfast
07:30 - 07:40	Welcome, Opening Remarks & Review of Course Objectives <i>Dr. Giuseppe Tarulli & Dr. Michael Patlas</i>
07:40 - 08:10	Cardiac and Aortic Trauma <i>Dr. Sanjeev Bhalla</i>
08:10 - 08:40	Imaging Pitfalls in the Upper Extremity Injuries <i>Dr. O. Clark West</i>
08:40 - 09:10	Non-traumatic Splenic Injuries <i>Dr. Michael Patlas</i>
09:10 - 09:20	Q & A Session <i>Moderators: Drs. Michael Patlas & Abdullah Alabousi</i>
09:20 - 09:50	A Fresh Approach to Analysis of Spinal Injuries <i>Dr. O. Clark West</i>
09:50 - 10:20	Diffuse Lung Disease in the Emergency Department <i>Dr. Sanjeev Bhalla</i>
10:20 - 10:50	DECT in the Emergency Department: Controversies and New Trends <i>Dr. Savvas Nicolaou</i>
10:50 - 11:00	Q & A Session <i>Moderators: Drs. Michael Patlas & Abdullah Alabousi</i>
11:00 - 11:15	Morning Break
11:15 - 11:45	Interactive Workshop 1: Non-traumatic Cardiac Emergencies <i>Dr. Sanjeev Bhalla</i>
11:45 - 12:15	Interactive Workshop 2: Challenging Cases from The Red Duke Trauma Institute <i>Dr. O. Clark West</i>
12:15 - 12:45	Interactive Workshop 3: Non-traumatic Head and Neck Emergencies <i>Dr. Carlos Torres</i>
12:45 - 12:55	Q & A Session <i>Moderators: Drs. Michael Patlas & Abdullah Alabousi</i>
12:55 - 13:40	Lunch
13:40 - 14:10	Interactive Workshop 4: Abdominal Trauma <i>Dr. Savvas Nicolaou</i>
14:10 - 14:40	Mass Casualty Injuries <i>Dr. Ferco Berger</i>
14:40 - 15:10	Emergent Abdominal MRI - How I Do It! <i>Ms. Nancy Talbot</i>
15:10 - 15:40	Medical-Legal Pitfalls in Emergency Radiology <i>Dr. Ellen Tsai</i>
15:40 - 15:50	Q & A Session <i>Moderators: Drs. Michael Patlas & Abdullah Alabousi</i>
15:50 - 16:05	Afternoon Break
16:05 - 16:35	Imaging of Drug Smuggling <i>Dr. Ferco Berger</i>
16:35 - 16:45	Q & A Session <i>Moderators: Drs. Michael Patlas & Abdullah Alabousi</i>

This program was developed in response to past OAR CME Evaluation Form Summaries, a membership CME survey, and specific requests to the OAR office requesting Emergency Radiology programming.



Dr. Sanjeev Bhalla

Dr. Bhalla is Professor, Radiology Division of Diagnostic Radiology, Cardiothoracic Imaging Section, Co-Chief Body Computed Tomography, and Co-Chief Emergency/Trauma Radiology, Washington University, Mallinckrodt Institute of Radiology (MIR), St. Louis, Missouri. He is the current Chief of the Cardiothoracic Imaging Section at the MIR and Assistant Radiology Residency Program Director.

His parents emigrated from India in the 1960's and he grew up in Connecticut. He attended University at Yale and medical school at Columbia in New York. After completing a residency and fellowship at MIR, he has stayed on staff since 2000. He is most proud of being selected as the outstanding Washington University Clinician of the Year in 2012 and winning an outstanding teaching award at MIR for the past 17 years. In 2016 he was named a Trustee of the ABR for Cardiopulmonary Imaging.



Dr. Savvas Nicolaou

Dr. Savvas Nicolaou is Associate Professor of Diagnostic Radiology, Vice Chair of the Undergraduate Education and Continuing Professional Development for the University of British Columbia (UBC) Department of Radiology, Head of the General Division of the Department of Radiology and the Director of Emergency/Trauma Radiology at Vancouver General Hospital.

Dr. Nicolaou's 14-year career at VGH and his passion for teaching have been recognized with numerous prestigious awards from UBC, the American Roentgen Ray Society and the Radiological Society of North America. He has authored more than 80 peer-reviewed scientific publications and more than 90 educational exhibits. He is one of Canada's most experienced educators in Emergency Radiology, and his lectures locally, nationally, and internationally reflect his dedication, expertise and outstanding collaborative skills.



Dr. O. Clark West

Dr. West is Professor of Diagnostic and Interventional Imaging, Vice Chair for Clinical Operations and Imaging Informatics, and Chair of Emergency, Trauma and Musculoskeletal Imaging, the University of Texas McGovern Medical School in Houston, Texas. He has devoted his professional career to the imaging of acutely ill and injured patients. Dr. West joined the Radiology Department at Memorial Hermann Hospital-Texas Medical Center in 1997 and in 1999 he became Chief of Emergency and Trauma Imaging increasing the full-time faculty from two to 13 by 2016.

He received his medical degree from Washington University in St. Louis and completed his Diagnostic Radiology residency at the Mallinckrodt Institute of Radiology at the same institution. He did a combined fellowship in Trauma Radiology at the University of Maryland Medical System in Baltimore and Musculoskeletal Radiology at Mallinckrodt Institute of Radiology. Dr. West is also actively involved in Radiology Informatics and currently Chairs the Radiology IT Subcommittee,

which advises Memorial Hermann on Radiology IT operations. He serves on both the MHH-TMC and the Memorial Hermann System Medical Informatics Committees.

An expert in the field of Emergency and Trauma Imaging, Dr. West joined the American Society of Emergency Radiology in 1992 and has held multiple committee positions and executive offices, culminating in service as President of ASER from 2006-2008. In 2009, he received the Gold Medal of the ASER, its highest honor. He currently serves as ASER Councilor to the American College of Radiology (ACR), ACR liaison to the American College of Surgery Committee on Trauma, and was recently appointed as the Chair of the ACR Committee on Emergency Radiology.

Dr. West devotes much of his non-clinical time teaching other radiologists about trauma imaging at meetings within the United States and internationally. He has been actively involved in the Emergency Radiology curriculum at the ASER, RSNA, and ARRS, and is one of the directors of the ACR Education Center course, "Emergency Radiology." *Imaging Skeletal Trauma*, by L.F. Rogers and O.C. West was published in December, 2014.



Dr. Michael N. Patlas

Michael Patlas, MD, FRCPC is a Professor of Radiology and Emergency/Trauma Division Chief at the McMaster University, Hamilton, Ontario. His main research interests include imaging of traumatic and non-traumatic abdominal emergencies. He has authored 133 peer-reviewed papers, chapters and abstracts.

Dr. Patlas is a member of CAR ASM WG, Scientific Program Committee of the RSNA and the ARRS and RadioGraphics Subspecialty Panel for Trauma/Emergency Radiology. He is also an Editorial Board member of *Current Problems in Diagnostic Radiology* and *Annals of Clinical & Laboratory Science*, and a reviewer for nine journals.

He has received several accolades for his research and clinical activities including Young Investigator Award from the Canadian association of Radiologists (CAR), Hamilton Health Sciences Medical Staff Association President's Award for Distinguished Service, and three educational awards from RSNA.

Speakers



Dr. Ferco Berger

Dr. Ferco Berger is a Dutch radiologist specialising in emergency and trauma radiology. He focused on this topic in the latter half of his radiology training in Amsterdam, further specialising in this field through a fellowship in Emergency & Trauma Radiology at Vancouver General Hospital and University of British Columbia Hospital Foundation followed by a fellowship in MSK imaging with Providence Health Care, Vancouver, British Columbia. He returned to the Netherlands in 2011, to set up the new division of Emergency and Trauma (ET) Radiology at the VU University Medical Centre, the largest Level 1 trauma centre in Amsterdam, and the preferred provider of emergency and hospital care for Schiphol airport.


Working in the emergency department, Dr. Berger developed considerable expertise in the imaging of illicit drug trafficking and the medical complications thereof. He developed the radiology department's disaster management plan, and coordinated the simulation training of its execution.

November 1st, 2016 he will return to Canada to help develop the new Division of Emergency and Trauma Radiology at Sunnybrook Health Care Sciences, with a team of dedicated radiologists.



Ms. Nancy Talbot

Nancy Talbot has served as MRI Charge Technologist/Supervisor for the past 14 years covering a variety of hospital sites, including Princess Margaret, Toronto Western, Toronto General and Women's College hospitals. She has been an MRI technologist since 1997 and graduated with a Masters degree in Applied Science MRI in 2007. Ms. Talbot was also an instructor in the MRI program at the Michener Institute for more than eight years. She stood as a member on the MOHLTC MRI/CT Wait Time and Safety Committee, as well as a member of the Canadian Association of Medical Radiation Technologists (CAMRT) Best Practice Guidelines Committee.



Dr. Ellen Tsai

Dr. Tsai is a Physician Advisor, Safe Medical Care, for the Canadian Medical Protective Association (CMPA). Before joining the CMPA in 2012, Dr. Tsai was a paediatric intensivist at Kingston General Hospital and an Associate Professor at Queen's University in the Departments of Paediatrics and Philosophy. She held the position of Medical Director of the regional PALS program with an interest in simulation-based education.

Dr. Tsai's work has included chairing the Bioethics Committee of the Canadian Paediatric society for six years, running a busy clinical practice including ethics consultation, and participating in undergraduate and postgraduate education and ethics-related research activities. Originally from Calgary, Dr. Tsai completed her medical degree at Queen's University in 1991 and obtained a Master's in Bioethics from the University of Toronto in 2001.



Dr. Carlos Torres

Dr. Torres is an Associate Professor of Radiology and Program Director, Neuroradiology at the University of Ottawa, and has been a staff neuroradiologist at the Ottawa Hospital in Ottawa, Ontario since 2008. He pursued a two-year Neuroradiology Fellowship at McGill University in Montreal, Quebec before joining the Department of Medical Imaging at the Ottawa Hospital. Since 2010, he has been the Director of Neuroradiology Fellowship Program at the University of Ottawa and is currently the Inter-American College of Radiology Vice President for North America.

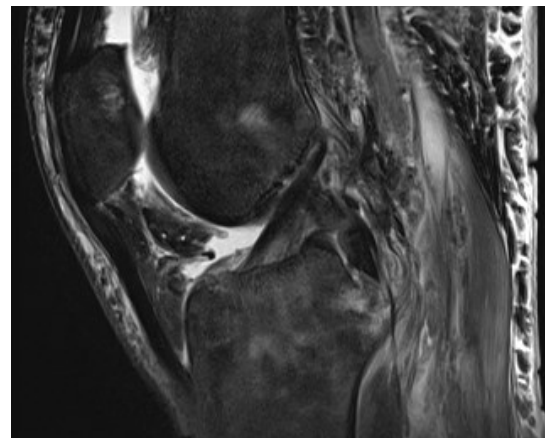
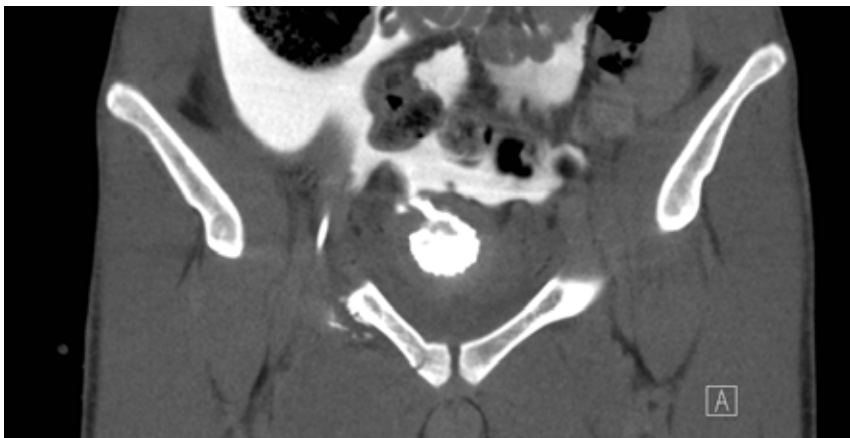
He has lectured extensively at national and international meetings and is an International Visiting Professor for the Radiological Society of North America (RSNA). Dr. Torres has also been a Visiting Professor for the Inter-American College of Radiology (CIR) since 2010. He is actively involved in medical education and research and his main areas of interest are demyelinating disease, brachial plexus, cord and tumour imaging.

Moderator



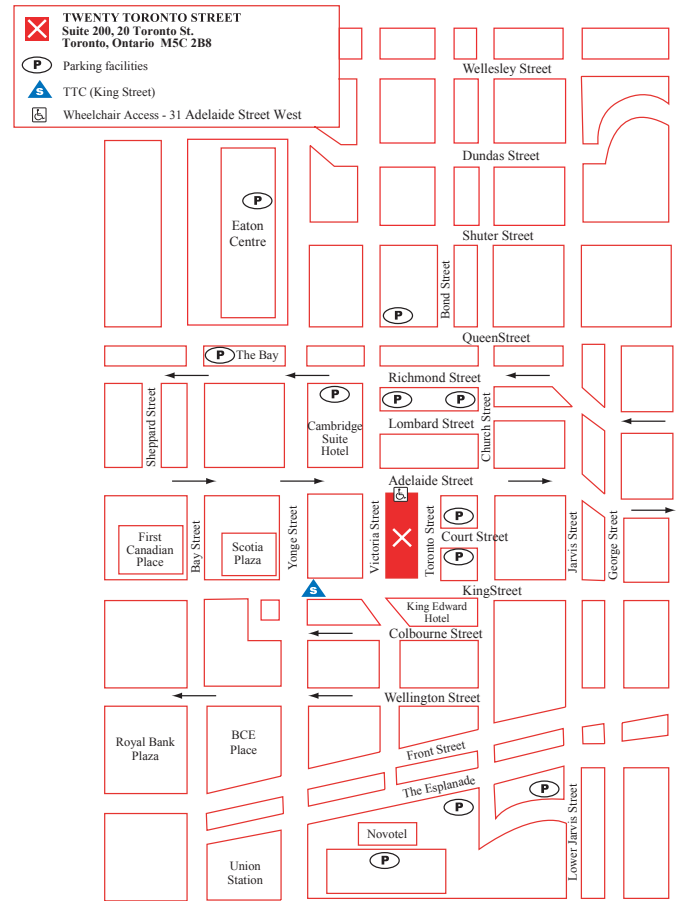
Dr. Abdullah Alabousi

Dr. Abdullah Alabousi is a Women's Imaging Fellow at the University Health Network in Toronto, Ontario and will co-moderate Q&A sessions with Dr. Michael Patlas.



Location:

Twenty Toronto Street
Conferences and Events
20 Toronto Street
2nd Floor
Downtown Toronto



OAD Emergency Radiology 2017

REGISTRATION

Includes meals, refreshment breaks, and course materials

- OAR Member **\$400** (before May 5, 2017) **\$450** (after May 5, 2017)
- Non-OAR Member **\$650** (before May 5, 2017) **\$700** (after May 5, 2017)
- Radiology Residents/Fellows No Charge

Radiologist Brochure

Saturday, June 3, 2017



Please note that online registration for all OAR CME events is available at:

<http://oarinfo.ca/cme>

Access to archived versions of the CME program will be made available to all CME participants. Two archived formats will be available. Participants can choose to access the entire event or access the program on a lecture-by-lecture basis.

Instructions on how to access the archived CME program will be e-mailed to all participants (live program and webcast of the live program) as soon as they are available.

Archived versions of the CME are usually available within 7 to 14 days of the live event.

Cancellation policy:

For OAR members, if cancellation to this event is necessary, please contact the OAR office for assistance. For non-members, a refund will be made less a \$50 processing fee, if cancellation is received in writing two weeks prior to the CME event date. No refunds will be given within two weeks of the CME event. The OAR reserves the right to cancel or move the conference should it become necessary. In this case, each registrant will be notified by telephone or e-mail and a full refund will be given. Therefore it is important that you provide us with an e-mail address and phone number. The OAR is not responsible for any other costs incurred.